



**Welcome to
The Bromfords School and Sixth
Form College**

Year 11 GCSE Information Evening

**Mr Tree
Deputy Headteacher**

Aims:



- To provide a brief overview of the new GCSE grading system.
- To provide guidance on how you can support your child in English and Maths.
- To outline expectations of students.
- To offer suggestions on how best to support your child during this final chapter of their GCSE study.
- To provide a brief outline of the Sixth Form entry requirements.

New 9-1 Grading System.



New grading structure	Current grading structure
9	
8	A*
7	A
6	B
5	
4	C
3	D
2	E
1	F
	G
U	U

The old and new GCSE grading scales do not directly compare but there are three points where they align, as the diagram shows:

- The bottom of grade 7 is aligned with the bottom of grade A;
- The bottom of grade 4 is aligned with the bottom of grade C; and
- The bottom of grade 1 is aligned with the bottom of grade G.

How are targets calculated?



Students in Years 7- 11 will be set a minimum target grade based on their Key Stage 2 performance. This target grade will be shared with parents as part of a student's termly report home but can also be found on the front of each student's exercise book in all subjects.

It is based on a national formula provided by the Department for Education and is subject to change as the new 9-1 grading system develops.

KS2 Level	3	4c	4b	4a	5c	5b	5a	6
New GCSE Points	3	4	4	5	6	7	8	9
Old GCSE Grade	D	C	C	C+/B-	B/B+	A	A+/A*	A*

The Sixth Form



The Team

- Head of Sixth Form – Ms Laura Petch
- Sixth Form Coordinator – Aaron Rowswell
- Next Steps Coordinator – Mr Tim Marshall
- Form tutor
- Subject Specialist teachers

The Bridging Pathway

Re-sits of Maths and English, Level 2 Enterprise, Work Experience
One year

The Catch Up Pathway

Three Level 3 subjects – BTEC, Cambridge National or A-level PLUS re-sit Maths/English
Two years

The Main Pathway

Three or Four subjects - BTEC, Cambridge National or A-level
Two years

Headline figures



- 2018 Academic Results put us in ***the top 25%*** of sixth form colleges in the country
- 2019 Vocational Results put us in ***the top 25%*** of sixth form colleges in the country

Pathways



Level 3 qualifications:

- A levels
- BTEC's

Level 2 qualifications

- Bridging

Key dates



- 14th November – Open Evening
- 19th December – Deadline for applications
- January/February – 1-1 meetings regarding options and next steps



Edexcel GCSE (9-1) Mathematics

Mrs Hurst
Head of Mathematics



Maths Exam Dates

Paper 1: 19th May 2020

Paper 2: 4th June 2020

Paper 3: 8th June 2020



Though Mathematics does not change in essence

- **There is more content at both Foundation and Higher Tiers**
- **Pupils will be assessed on all subject content at the end of the Mathematics GCSE course**

Content:

	F	H
• Number	25%	15%
• Algebra	20%	30%
• Ratio, proportion, rates of change	25%	20%
• Geometry	15%	20%
• Probability and statistics	15%	15%

Assessment structure



Paper 1 33.3%	Paper 2 33.3%	Paper 3 33.3%
Non-calculator	Calculator	Calculator
80 marks	80 marks	80 marks
1 hr 30 mins	1 hr 30 mins	1 hr 30 mins

*Assessments will be linear examinations.
All papers may assess any content domains*

What can your child do?



HOMEWORK!

Name:

Date:

Year 11 HOMEWORK 1

Number

Exam Questions

1. Use your calculator to work out $\sqrt{\frac{12.71+137.936}{\cos 50^\circ \times 13.2^2}}$
Give your answer to 2 decimal places.



4

2. Express

(a) 210 as a product of its prime factors.



4

.....
(b) 105^2 as a product of its prime factors.

.....
(Total for Question 1 is 2 marks)

.....
(Total for Question 2 is 4 marks)



HOMEWORK



- Your child will be given a piece of homework every week.
- It consists of ONLY four questions, increasing in difficulty!!!
- These are mixed exam questions from past papers.
- It is a source of continuous revision through out the year.
- IT IS **ESSENTIAL** YOUR COMPLETES THESE HOMEWORKS
- IT IS **ESSENTIAL** YOUR CHILD SPEND MORE THAN 5 MINUTES IN FORM TIME COMPLETING THESE HOMEWORKS.
- Pupils should use revision resources and staff in the department to seek help if they need it.



KNOW YOUR CALCULATOR



- There are two calculator papers in the final exam.
- That is over 60% of their final available marks.
- It is essential your child gets a calculator **NOW !!!!!**
- **Your child needs time to learn how to use their calculator and its functions.**
- It will give them a better chance on the calculator paper.

REVISION



- The important thing to recognise when revising maths is that it's a discipline that depends on understanding.
- Unlike most other subjects, memorising and parroting answers isn't going to do the job.
- There are only a finite number of topics, so the best thing that you can do to prepare before the exam is to rehearse as many as possible.
- REMEMBER the best technique is to **PRACTISE, PRACTISE, PRACTISE.**
- Past papers are the obvious solution, as they are a good indicator of the standard required.
- Prioritise the questions that you frequently get wrong. Challenge yourself sooner rather than later, and do a little bit of the harder stuff every day up until your exam; you'll pick it up a lot quicker than you'd think.
- **MAKE SURE YOU KNOW WHICH FORMULAE WILL NOT BE GIVEN AND LEARN THEM**
- Plugging values into a formula is an easy way to pick up marks, so make sure you don't lose out due to lack of knowledge. The formulas are very easy to memorise. Either stick them up around your bedroom, or write them out repeatedly until they are ingrained.

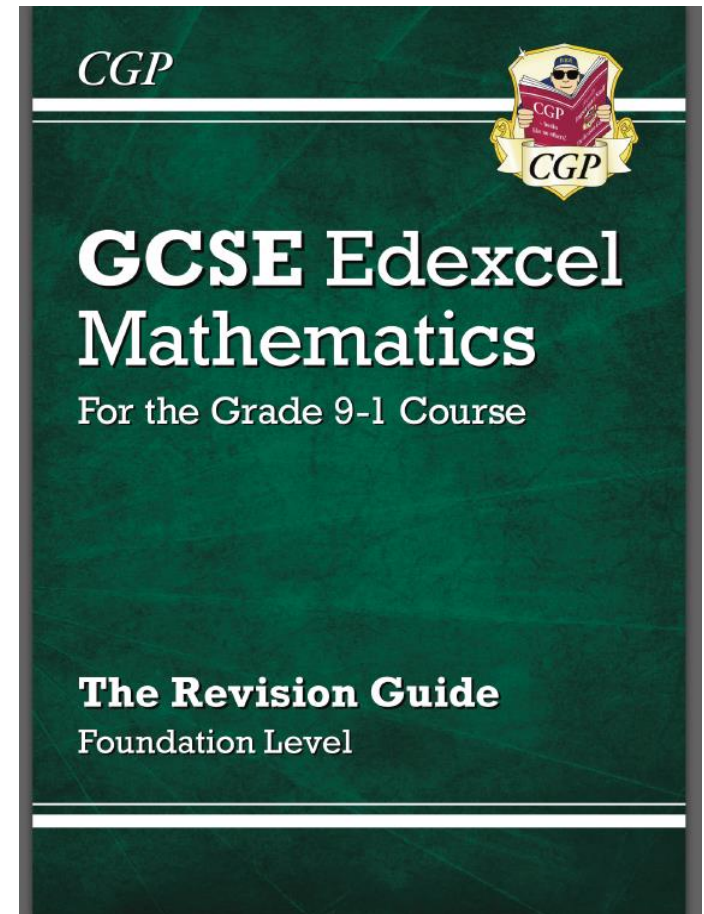
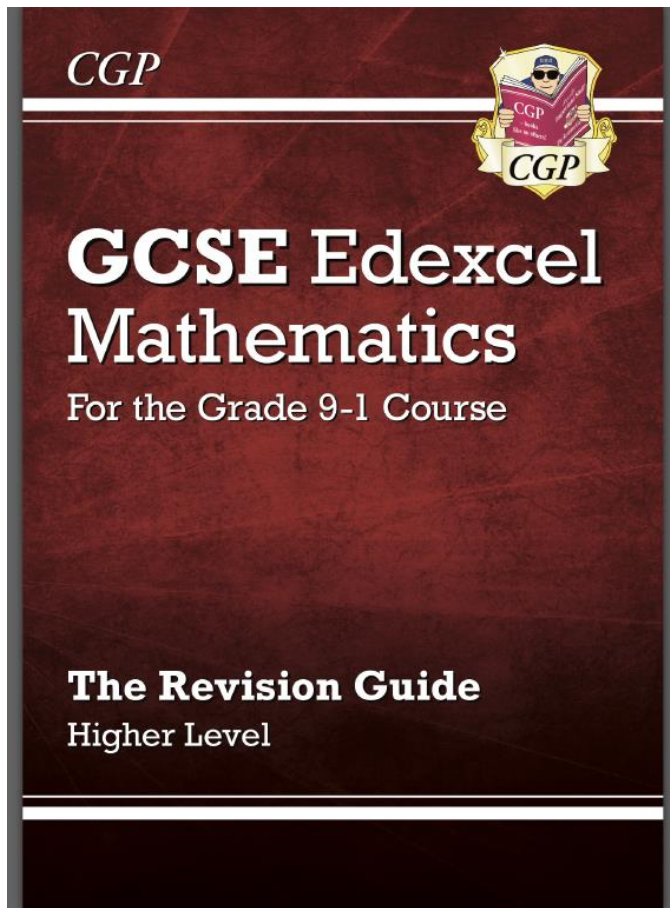
USE THE INTERNET CONSTRUCTIVELY



If you find yourself really struggling with a topic, there is plenty of help online. YouTube is a particularly useful resource in this respect:

WEBSITE	
Hegartymaths	https://hegarty.com/ Students have their own personal logins Any issues please speak to your class teacher
Pearsons Qualifications: Past papers, sample papers	https://qualifications.pearson.com/en/home.html
YouTube Type in the topic you need help with.	https://hegarty.com/
Methodmaths	https://www.methodmaths.com/login.html Students have their own personal logins Any issues please speak to your class teacher
Khan Academy Lots of youtube tutorials for maths and science	https://www.khanacademy.org/
GCSE Pod	https://www.gcsepod.com/ Students have their own personal logins

Useful Revision Guides





Year 11 English

English Language 8700

8700/1	Explorations in creative reading and writing		1h 45m	02 June 2020	am
8700/2	Writers' viewpoints and perspectives		1h 45m	05 June 2020	am
8700/C	Non-exam assessment: Spoken language	9 & 10	Submit by	07 May 2020	

English Literature 8702

8702/1	Shakespeare and the 19 th century novel		1h 45m	13 May 2020	am
8702/2	Modern texts and poetry		2h 15m	21 May 2020	am

English Language



Paper 1 Explorations in creative reading and writing

- 5 questions in total.
- 4 questions on reading an extract from a text of creative writing.
- Question 5 requires a piece of creative/descriptive writing

Paper 2 - Writer's viewpoints and perspectives

- 5 questions in total
- There will be 4 questions on 2 non-fiction sources
- Question 5 entails a piece of writing according to the form required

AQA board - two exams for Language = One GCSE




Examination in Spoken Language

Non-exam assessment

- The aim of the assessment is to allow students to demonstrate their speaking and listening skills by:
 - giving a presentation in a formal context
 - responding appropriately to questions and to feedback, asking questions themselves to elicit clarification
 - using spoken Standard English.

The assessment will be separately endorsed.



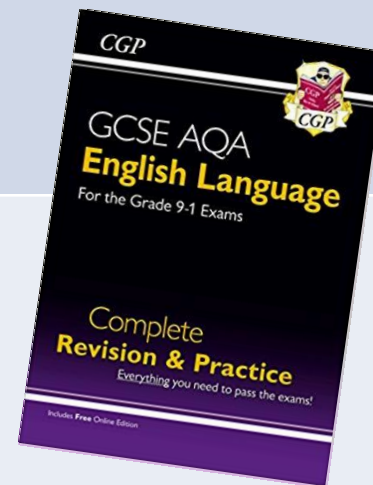
What do I need to know?

How can I support my child?

Students are expected to read and understand a range of both fiction and non-fiction texts

Read short stories and newspaper articles together and discuss your opinions of them

CGP revision guides



Exam texts will have some sophisticated vocabulary that many students will find challenging

Look, cover, write, check!

Students must be able to explain what the purpose of a text is and identify the attitudes of a writer

Practise this skill on newspaper extracts or even apply it other things like TV adverts by asking questions like:

- Who is this targeted at?
- How do we know?
- What words/phrases/ideas are used to persuade the audience?



Understanding how and why the writer's use of language and the structure affect the reader is the key to success in the reading section of both exams



English Literature Exam 100% examination

2 Exams:

Poetry - Power and Conflict
Shakespeare's Macbeth
Priestley's An Inspector calls
Dickens' A Christmas Carol



What do I need to know?

Students will not have copies of the texts to refer to in the exam

Students need to have a good knowledge of the key themes and ideas presented by the writers

Understanding the different methods writers use to convey meaning is the key to success for this exam

Students must understand how we read and analyse poetry – this includes the use of subject terminology

How can I support my child?

Put quotes around the house!
Ask your child about the texts they are studying – the best way to learn something is to teach it!

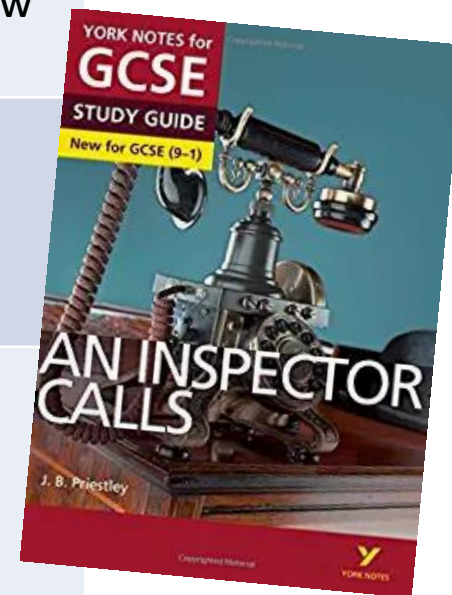
Discuss the issues that are presented and talk about why/how they are still relevant today.

Revision guides:
CGP
York notes

Ensure your child attends the enrichment sessions every Thursday after school.

Encourage your child to speak to their teacher if they are worried about the exams.

This is a very demanding exam and students can often feel overwhelmed - we are here to help.





Head of Upper School

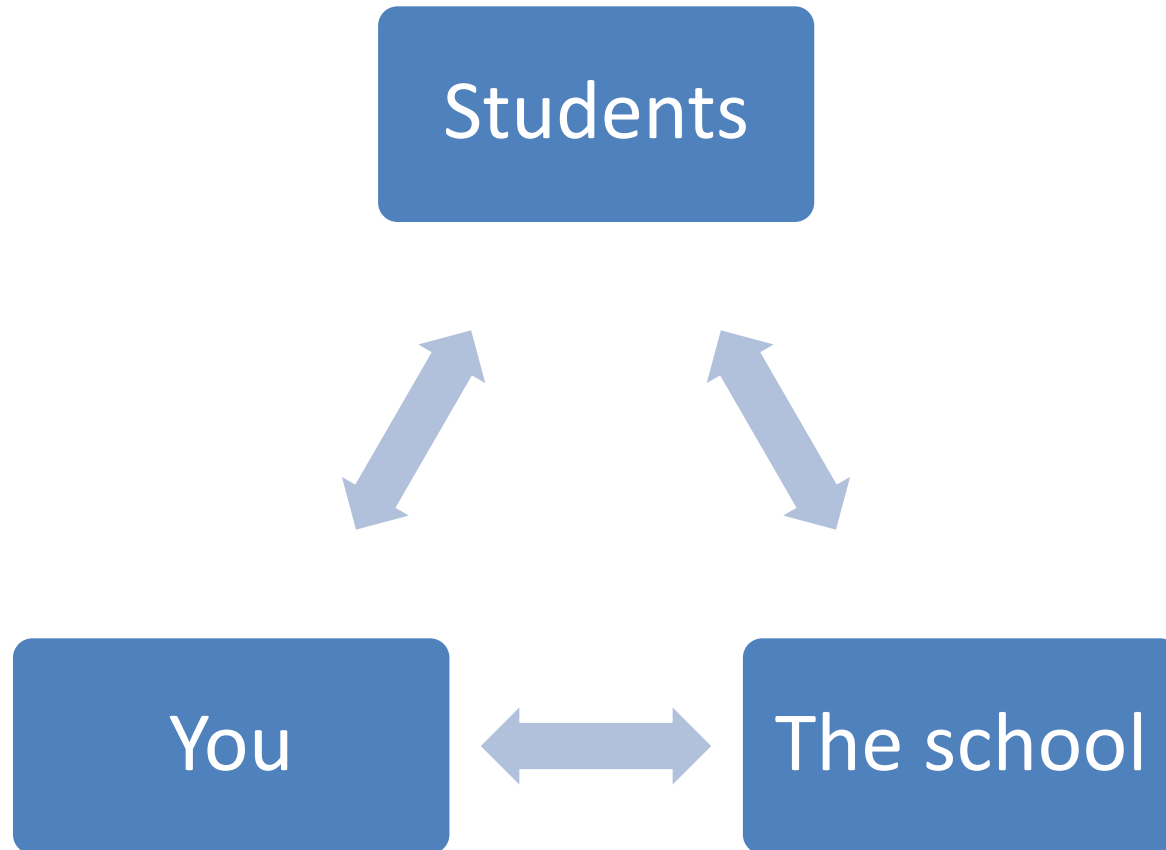
Miss Emma Huet

Aims for the school:



- Ensuring success for all
- Raising aspirations
- Un-locking potential
- Supporting students to believe they can achieve.

How is success achieved?



How to support: Homework

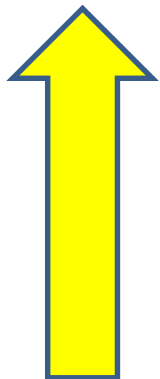


12th - 18th May, 2014

All Teachers All Subjects All Classes All Years

All Homework Exam Class Test Quiz Take Away Homework Deadlines

Monday 12 May	Tuesday 13 May	Wednesday 14 May	Thursday 15 May	Friday 16 May	Saturday 17 May
7a/Gg2 Geography Mr. M. Goodlad	7.8/In RE Mrs. E. Rainey	81/Ma1 Mathem... Miss. P. Bloxham	7.3/Sc Science Miss. J. Turner	7.4/Re RE Mrs. J. Edwards	
7a/Dt5 Food T... Mrs. D. Place	7.2/Re RE Mrs. J. Edwards	81/Gg3 Geography Mr. M. Goodlad	7.6/Re RE Mrs. J. Edwards	7.1/It ICT Mr. D. Sims	
71/Dt5 Food T... Mrs. D. Place	7.1/Re RE Mrs. J. Edwards	8a/Gg2 Geography Mr. M. Goodlad	7.4/It ICT Mr. D. Sims	7.5/Ar Art an... Mrs. C. Chiddicks	
7.6/Mu Music Mrs. L. Hudson	7.1/Re RE Mrs. J. Edwards	8.2/Ar Art an... Mrs. C. Chiddicks	71N/Su English Miss. K. Wood	7.1/Hi History Mr. R. Altman	
71/Gg4 Geography Mr. T. Marshall	7.3/It ICT Mr. D. Sims	81/Gg4 Geography Mr. T. Marshall	7AN/Su English Miss. K. Wood	7.4/Hi History Mr. A. Russell	



Go to The Bromfords website, click on the "Show my homework" icon.

How to support: Attendance

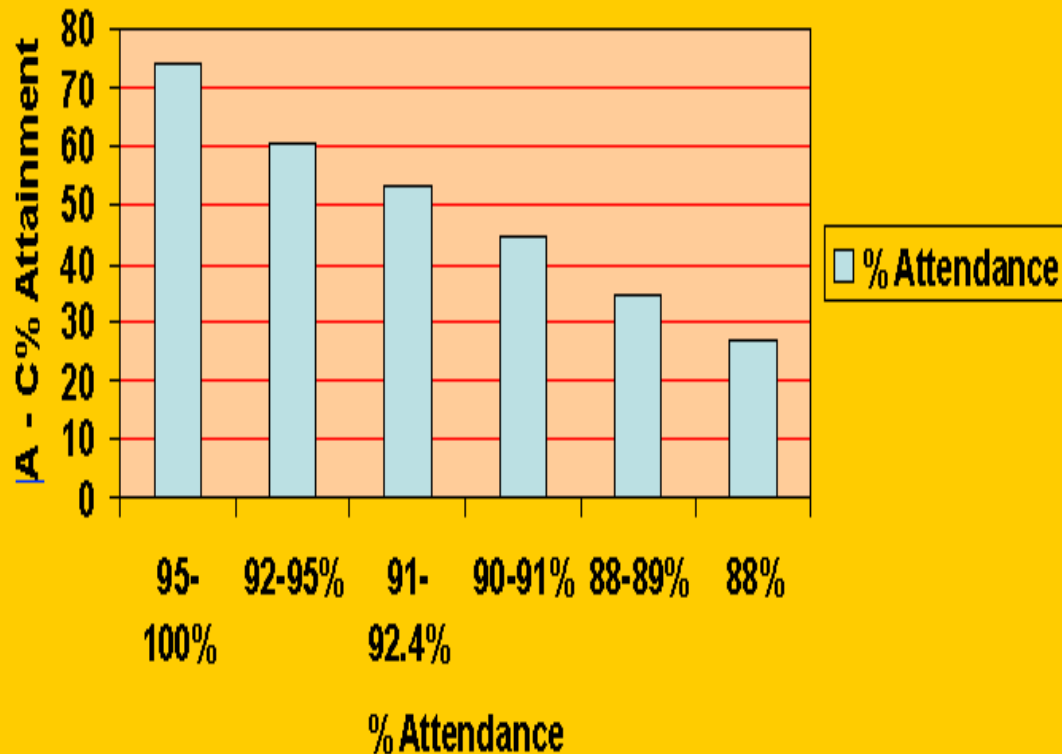


90% attendance = ½ day missed every week!!

Over a school year this is 4 weeks – 100 lessons lost

17 missed school days could mean they achieve a whole GCSE grade lower.

Chances of Success at GCSE



How to support: Revision/Exam Preparation.



Starts NOW!

Buy revision guides

Revision tips and guidance will be given to all pupils in form time and subject lessons.

Contact us if you have any other questions or concerns.

**VITAL FOR
SUCCESS IN
EVERY
EXAM!!**

How to support: Revision/Exam Preparation



Date:	Monday	Tuesday	Wednesday	Thursday	Friday	Saturday	Sunday
8am-9am							
9-10am							
10-11am							
11-12am							
12-1pm							
1-2pm							
2-3pm							
3-4pm							
4-5pm							
5-6pm							
6-7pm							
7-8pm							
8-9pm							
9-10pm							

**Create a
revision
timetable
and stick to
it!**



Kinaesthetic (Do It)

Jot down key words, draw pictures using a clip board, white board, big pieces of paper

Games such as matching key words and phrases

Post-it notes

Acting it out!

General

GCSE Pod

Brainstorm using a spider diagram

Write out, compare to your notes, repeat

Key words on post-it notes around the house

Put notes on revision cards/flash cards

Mind map/flow charts /timeline

List two sides of an argument

Create a dictionary for each subject

Fill the bedroom walls with posters

Visual (See It)

Colour coding/highlighting

Mind map

Flash cards

Flow charts

Read and then rewrite key words/phrases

Auditory (Hear It)

Reading aloud

Ask questions

Talk aloud/record your revision

Funny rhymes/songs

Discuss/debate topics with others



How you can support at home:

- Be aware of what they are studying and what exams they have and when.
- Ensure they have all the necessary equipment and **revision guides**.
- Encourage and motivate them.
- Monitor “Show my homework” to keep them on top of homework.
- Make sure they are in school on time and ready to learn.

Stress-it will happen! (For you and them)



Potential signs of stress:

- Wants to be alone
- Has difficulties sleeping
- Loss of concentration
- Emotional
- Loss of self-esteem
- Feelings of depression
- Short tempered and snappy
- Suffer with headaches
- Refusing to complete work

Some ideas of coping strategies:

- Establish a routine and stick to it
- Keeping active
- Healthy diet
- Regular breaks
- Limiting time on social media/technology
- Build variety into the revision schedule to avoid boredom
- Do timed practice papers
- Research shows that simply talking to your child about their work can make a difference



Key Dates: Year 11

- Sixth Form Open Evening: Thursday 14th November 2019
- Year 11 Progress Exams: 4th November-13th November 2019
- GCSE Examinations: Monday 11th May – Tuesday 16th June 2019 (some subjects will have examined units prior to this)

Alongside these key dates, I will be closely monitoring student progress and will contact you if there are any concerns.

Points of Contact



Head of Year 11: Miss Huet and Mr Haines

Tutors

11.1: Miss Speciale

11.2: Mrs Atkins

11.3: Mr Goodlad

11.4: Mr Morrison

11.5: Mrs Carter

11.6: Ms Farrow/Mr Phillips



Thank you for your support this evening.

If you have any further questions please feel free to speak to me or another member of staff before you leave.

Have a safe journey home.